

# Experience the Brilliance

**BPL** Medical  
Technologies



## MULTI PARAMETER MONITOR Vivid Vue 12

**BPL**

*Happier Living Everyday*



Follow us on



[www.bplmedicaltechnologies.com](http://www.bplmedicaltechnologies.com)



### High Resolution Display

Vivid Vue 12 - 12.1" Display (Optional Touch Screen)



### Enhanced Connectivity Solution

Central nursing station, HL7 with HIS connectivity, USB for snapshot & trend data transfer, DVI for external display, Nurse call function



### Standard Configuration

Increased clinical confidence in measuring the basic vital parameters - ECG, SPO2 (BPL OxySat+ / Masimo / Nellcor), NiBP (Suntech), RESP, TEMP



### High performance Li-ion Battery

With low power consumption, the battery back-up time is 3.5 hrs.



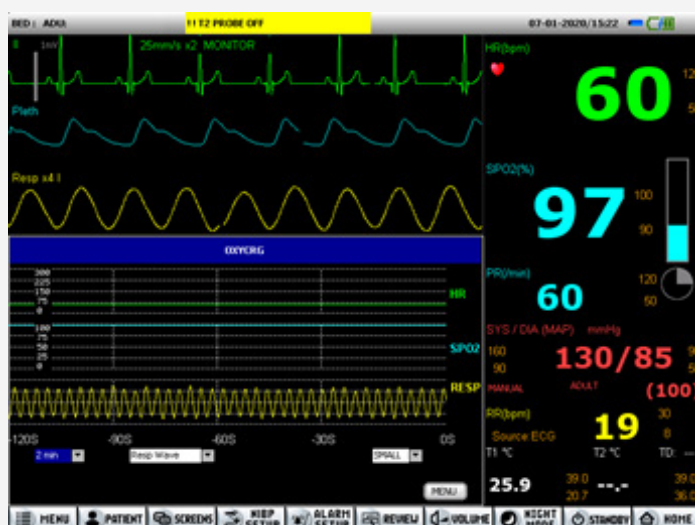
### Optional Parameters & Configuration

Dual IBP, ETCO2 or Anesthesia Gas Monitoring, 12-Lead ECG & Thermal Recorder.



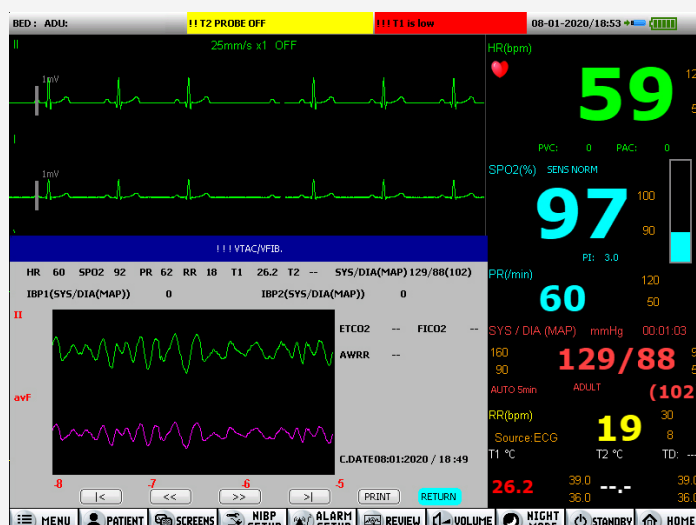
### Comprehensive Data Storage

72 Hours of Trend Data, 2000 groups of NiBP, 200 Alarm/Arrhythmia recall - Associated waveform with all parameter data's, Full disclosure of all leads of ECG for 1 hr.



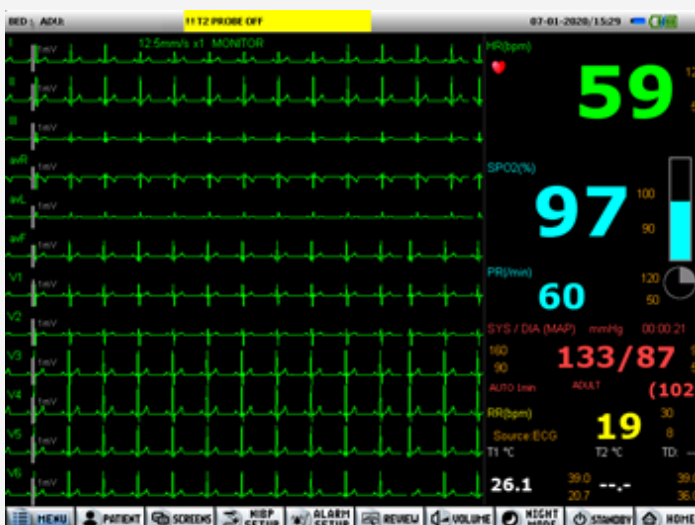
### OxyCRG Screen

OxyCRG graphs HR, SPO2 and Respiratory waveform continuously for easy comparison of breathing cessations & HR decelerations



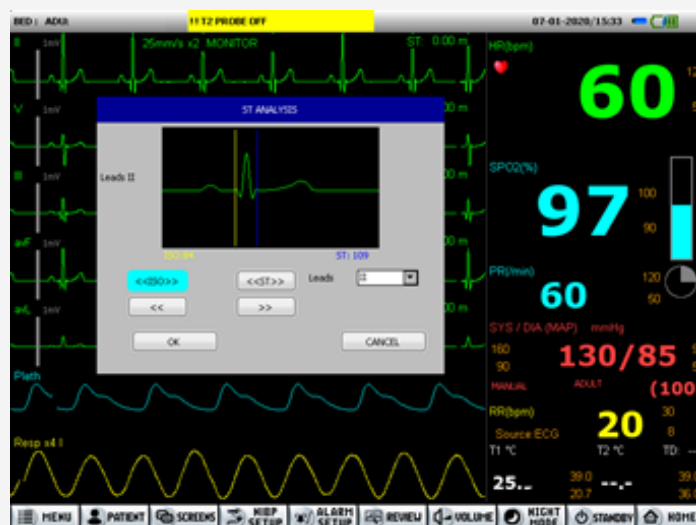
### Reviewing Alarms

Physiological Alarms can be reviewed with 16 sec of associated waveform along with other parameter values. Even print out of waveform possible.



### 12 Lead ECG (Optional)

Monitor has Comprehensive Arrhythmia detection, operator can able to set alarm priorities for Arrhythmia depending on the patient condition.



### ST Analysis window

Along with standard automated ST monitoring, Vivid Vue also has manual ST window where the user can set E and J isoelectric positions for ST analysis



## Highest Quality of Patient Care Without Compromise

- Flexible & Efficient monitoring solution across all point of care
- Intuitive interface for Quick & Easy Monitoring
- Convenient feature of Standby, Night Mode & Snapshot

## Flexible connectivity

- Vivid Vue is designed to seamlessly integrate with Hospital information System, Central Nursing Station, Nurse call system and Slave display
- Trend data & Snapshot can be transferred to USB.

## ETCO2 Sensors - Masimo



Sidestream ETCO2 Analyzer

Model: ISA CO2

Measures: EtCO2, FiCO2, RR



Mainstream ETCO2 Analyzer

Model: IRMA CO2

Measures: EtCO2, FiCO2, RR

## Anesthesia Gas Monitoring - Masimo



Sidestream Gas Analyzer

Model: ISA AX+ (without O2)

Measures: EtCO2, RR, N2O, Agent Identification.



Sidestream Gas Analyzer

Model: ISA OR+ (with O2)

Measures: EtCO2, RR, N2O, O2, Agent Identification.



Mainstream Gas Analyzer (without O2)

Model: IRMA AX+

Measures: EtCO2, RR, N2O, Agent Identification



# Product Specifications

General	
Display	Vivid Vue 12: 12.1"(Optional Touch Screen)
Resolution	Pixel : 800×600 pixels
Display information	7 waveforms display /12-Lead ECG interface
Dimension	Vivid Vue 12: 345mm×181mm×292mm
Weight	Vivid Vue 12: < 3.8kg
Built-in battery	Rechargeable Lithium ion battery 14.8V/2600mAh; ≥ 3.5 hrs of backup time
Battery charge time	≤ 3.5 hours
ECG / Respiration Specifications	
Lead Mode	Standard: 5 lead Optional: 12 lead & 3 lead
Heart Rate Range & Accuracy	10 ~ 300 bpm Accuracy: ±1% or ≥ 1bpm, whichever is greater
Gain	2.5 mm/mV (×0.25), 5 mm/mV (×0.5), 10 mm/mV (×1), 20 mm/mV (×2)
Sweep Speed	12.5 mm/s, 25 mm/s, 50 mm/s
ST-Segment	Detection Range -2.0mV to +2.0mV
Respiration Method	Thoracic impedance
RR Measurement range and Accuracy	1-150 breaths per minute Accuracy: ±2 bpm
Delay of Apnea	10s, 15s, 20s, 25s, 30s, 35s, 40s, 45s, 50s, 55s, 60s
NiBP Specifications	
Measurement method	Automatic oscillometry
Measurement range	Systolic: ADULT 40 - 260mmHg PEDIATRIC 40 - 230mmHg NEONATE 40 - 130mmHg
	MAP: ADULT 26 - 220mmHg PEDIATRIC 26 - 183mmHg NEONATE 26 - 110mmHg
	Diastolic: ADULT 20 - 200mmHg PEDIATRIC 20 - 160mmHg NEONATE 20 - 100mmHg
Pressure Transducer Accuracy:	±3 mmHg between 0 mmHg - 300 mmHg for operating conditions between 0°C - 50°C.
Auto Measurement Interval	1min, 2min, 3min, 4min, 5min, 10min, 15min, 30min, 60min, 120min, 240min, 480min, 960min.
STAT Mode	5min
SPO2 Specifications	
Measurement Range & Accuracy	BPL OxySat+ SpO2: Measurement range: 0%-100%; accuracy: ±2% (70-100%). 0%-69% is not defined. PR measurement: 25-250 pulses/min.
	Masimo SpO2: Measurement range: 1%to100%; accuracy: ±2% (adult/child, in non-motion state), ±3% (adult/child, in motion state) or ±3% (neonate, in motion or nonmotion state) within the measurement range of 70%-100%. 1%-69% is not defined. PR measurement: 25-240 pulses/min.

Display resolution	Nellcor SpO2: Measurement range: 1% to 100%; accuracy: ±2% (adult/ child, in non-motion state) or ±3% (neonate, in non-motion state) within the measurement range of 70%-100%. 0%-69% is not defined. PR measurement: 20-300pulses/min
	1%
Perfusion index (PI)	Masimo SpO2: 0.02%-20%; accuracy: not defined; Resolution: 0.01% (within 0.02%-9.99% range) BPL OxySat+ SpO2: 0%-20%; accuracy: not defined; Resolution: 0.01%
Temperature specifications	
Measurement range	0°C ~ 50°C (32°F ~ 122°F)
Accuracy	± 0.1°C (± 0.2°F)
Number of channels	2
IBP Specifications	
Number of IBP channels	2
Pressure name	ART (arterial pressure), PA (pulmonary artery pressure), CVP (central venous pressure), RAP (right atrial pressure), LAP (left atrial pressure), ICP (Intracranial pressure), P1, P2.
Measurement range	ART: -50-400 mmHg; PA: -6-120 mmHg; CVP: -10-40 mmHg; LAP: -10-40 mmHg; RAP: -10-40 mmHg; ICP: -10-40 mmHg; P1: -50-400 mmHg; P2: -50-400 mmHg.
Accuracy	±2mmHg or ±1% of the reading, whichever is the greater
Resolution	1 mmHg
Optional - Recording Specifications	
Method	Thermal dot array
Number of waveforms	3
Recording paper width	50mm
Paper length	15 m
Paper speed	12.5 mm/s, 25 mm/s, 50 mm/s
Recording way	Real-time recording, alarm recording
Environmental Specification	
Operating temperature	+5°C to +40°C
Operating humidity	15% to 85% (non-condensing)
Operating atmospheric pressure	700hPa to 1060hPa
Transportation and storage temperature	-20°C to +55°C
Transportation and storage humidity	10% to 93% (non-condensing)
Transportation and storage atmospheric pressure	500hPa to 1060hPa
Power Specifications	
Input voltage	100V-240V AC
Frequency	50Hz/60Hz
Earth leakage current	< 0.3 mA
Input current	0.6A -0.3A
Standard requirement	According to IEC 60601-1 and IEC 60601-1-2

\*Technical specification subject to change

## CERTIFIED ISO 13485 : 2016 COMPANY

### BPL MEDICAL TECHNOLOGIES PRIVATE LIMITED

Regd. Office: 11th KM, Bannerghatta Road,  
Arakere, Bangalore - 560076, India.

Toll Free: 1800-4252355

Website: [www.bplmedicaltechnologies.com](http://www.bplmedicaltechnologies.com)

For Enquiries: [sales.medical@bpl.in](mailto:sales.medical@bpl.in)

CIN: U33110KA2012PTC067282



THE ECONOMIC TIMES



Happier Living Everyday